





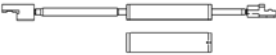
















SCORDONATORI INTERNI PNEUMATICI


INSIDE SCARFING TOOL SYSTEM PNEUMATIC TYPE

I.D. Range	Scarfing Tool	Cutting Insert	Impeder Bar	Ferrite	
26 ÷ 32	 Inside Scarfing Tool 1 Insert	IS-01	 T1-085	 IB-IS01	Single Ferrite Rod
32 ÷ 48		IS-1	 T1-090 T1-100	 IB-IS1	Single Ferrite Rod
47 ÷ 67		IS-2	 T1-100 T1-110	 IB-IS2	Single Ferrite Rod
66 ÷ 90	 Inside Scarfing Tool 2 Inserts	IS-3	 T1-120 T1-130 T1-140 T1-150	 IB-IS3	Single Ferrite Rod
90 ÷ 125		IS-4	 T1-150 T1-160 T1-180	 IB-IS4	Single Ferrite Rod
125 ÷ 165		IS-5	 T1-200 T1-240 T1-260	 IB-IS5	"Single Ferrite Rod + Cluster"
165 ÷ 220		IS-6	 T1-300 T1-350	 IB-IS6	"Single Ferrite Rod + Cluster"
220 ÷ 290		IS-7	 T1-350 T1-400	 IB-IS7	Cluster Cluster
280 ÷ 350		IS-8	 T1-400 T1-450	 IB-IS8	Cluster Cluster



Inserti speciali a richiesta - Special inserts on demand

I.D.	Tow Bar		Mounting Unit	Plunger		
> 26 ≤ 32		TB-IS 01		 	IS1/P01 IS1/P02	
> 32 ≤ 48		TB-IS 1		MU-1	 	IS1/P01 IS1/P02 IS1/P03
≤ 57 > 57		TB-IS 2		MU-1	 	IS2/P01 IS2/P02 IS2/P03
≤ 78 > 78		TB-IS 3		MU-1 MU-2	 	IS3/P01 IS3/P02
≤ 105 > 105		TB-IS 4		 	IS4/P01 IS4/P02	
≤ 140 > 140		TB-IS 4		MU-2	 	IS5/P01 IS5/P02
≤ 195 > 195		TB-IS 5		MU-2	 	IS6/P01 IS6/P02
≤ 255 > 255		TB-IS 6		MU-2	 	IS7/P01 IS7/P02
≤ 315 > 315		TB-IS 6		MU-2	 	IS8/P01 IS8/P02



Inserti rettificabili - Re-grindable inserts